



Republic of the Philippines
Department of Education
 REGION VII - CENTRAL VISAYAS
 Schools Division of negros oriental

**Office of the Schools Division
 Superintendent**

5 MAR 2021

DIVISION MEMORANDUM

No. 189, s. 2021

2020 DIVISION SEARCH FOR THE MOST OUTSTANDING PROGRAM IMPLEMENTERS

To: Assistant Schools Division Superintendent
 Chief, CID and SGOD
 All Others Concerned



1. This office hereby announces the **2020 Division Search for the Most Outstanding Program Implementers** in adherence to Regional Memorandum No. 0141, s. 2021 entitled DepEd RO7 Criteria for Most Outstanding Program Implementers (OPI).
2. The criteria set by the regional office shall be followed and to ensure compliance with the equal opportunity principle (EOP) of the Civil Service Commission (CSC) on the rewards and recognition programs - from formulation, nominations, screening and deliberations, and awarding shall not exclude anyone on account of his/her sex and gender, age, civil status, physical characteristics and attributes, religion, belief, creed, race, family background, political affiliation, socio-economic standing and such other attributes, and shall ensure the equal and fair treatment of all.
3. The focal persons of the different programs and projects in the schools, districts, and division office shall encourage nominees for the search and submit pertinent documents to the Division Program on Awards and Incentives for Service Excellence (PRAISE) committee and strictly observe the schedule of activities and venues relative to the said search.

Activities	Date	Venue
Selection/Submission of entries, forms, documents to the District Level	March 15-19, 2021	Respective district offices
Selection/Submission of entries, forms, documents to the Division Level, addressed to the Schools Division Superintendent SENEN PRISCILLO P. PAULIN CESO V & attention PRAISE Chair JOELYZA	March 22-26, 2021	Schools Division Office



MIGUEL-ARCILLA Edd, CESE		
Selection/Submission of entries, forms 1,2, & 3 (Refer to RM.0273, s. 2019) to the Regional Office, addressed to the Regional Director SALUSTIANO T. JIMENEZ JD, Edd, CESO V & attention HRDD Chief Victor V. Yntig	March 29- April 7, 2021	Regional Office (Records Section)
REGIONAL SCREENING PROCESS		
A. Evaluation of Documents	April 8- 14, 2021	Regional Office (Conference Room/HRDD office)
B. Virtual/On-site validation	April 15-30, 2021	
C. Consolidation of Results	May 3- 7, 2021	
Awarding	To be announced in a separate memorandum	

4. Please see attached RM No. 0141,s. 2021 for the details especially on the criteria for evaluating the Most Outstanding Program Implementers.
5. Immediate and wide dissemination of this policy is desired.


SENEN PRISCILLO P. PAULIN, CESO V
 Schools Division Superintendent 
 Office of the Schools Division Superintendent
 3/15/2021



Republic of the Philippines
Department of Education
 REGION VII - CENTRAL VISAYAS

Office of the Regional Director

MAR 05 2021

REGIONAL MEMORANDUM
 No. _____, s. 2021

DEPED RO7 CRITERIA FOR MOST OUTSTANDING PROGRAM IMPLEMENTERS (OPI)

To: Regional Office Chiefs/Unit Heads
 Schools Division Superintendents
 Assistant Schools Division Superintendents
 All Others Concerned

1. Pursuant to DepEd Order No. 9, s. 2002 entitled Establishing the Program on Awards and Incentives for Service Excellence (PRAISE) in the Department of Education, DepEd Regional Office VII issues the guidelines and criteria for the regional search for 2020 DepEd Pasidungog specifically for **Most Outstanding Program Implementers** in the region.
2. These criteria shall cover regional searches and awards for the most outstanding program implementers in schools division offices (SDOs) and schools regardless of age, gender or sexual orientation, religious affiliation, ability or disability, and ethnicity or cultural background.
3. DepEd RO VII PASIDUNGOG aims to encourage, recognize, and reward personnel for their innovative contributions, inventions, discoveries, superior accomplishments, heroic deeds, exemplary behavior, extraordinary acts or services in the public interest and other personal efforts contributing to efficiency, economy and improvement in government operations which lead to organizational productivity.
4. The Regional/Division PRAISE committee shall conduct the screening and evaluation process following to the set criteria per program. The committee shall proclaim all **Rank 1** per program per category as Regional/Division winners/awardees.
5. Specified below are the schedule of activities and venues relative to the said search.

Activities	Date	Venue
Selection/ Submission of entries, forms, documents to the Division Office	March 22-26, 2021	Schools Division Office
Selection/ Submission of entries, forms 1, 2 & 3 to the Regional Office, address to the Regional Director SALUSTIANO T. JIMENEZ, LLB.,	March 29-April 07, 2021	Regional Office (Records Section)



Address: Doña M. Gaisano St., Sudlon, Lahug, Cebu City
 Telephone Nos.: (032) 231-1433; (032) 414-7399
 Email Address: region7@deped.gov.ph

CESO V & attention HRDD Chief VICTOR V. YNTIG		
Regional Screening Process		
A. Evaluation of Documents	April 08-14, 2021	Regional Office (Conference Room/HRDD Office)
B. Virtual/On - site validation	April 15-30, 2021	
C. Consolidation of Results	May 03-07, 2021	
Awarding	To be announced in a separate memo.	

6. Please see attached criteria for evaluating the Most Outstanding Program Implementers.
7. Immediate and wide dissemination of this policy is desired.



SALUSTIANO T. JIMENEZ JD, EdD, CESO V
 Director III
 OIC-Regional Director

CRITERIA FOR OUTSTANDING PROGRAM IMPLEMENTERS (OPI)

I. Award Categories

A. School Category

- 1.1 Adopt a School Program
- 1.2 Brigada Eskwela & BE Jingle (S,M,L)
- 1.3 Brigada Opisina & 5s
- 1.4 Child Friendly School System (CFSS)
- 1.5 Continuous Improvement Program (CIP)
- 1.6 Disaster Risk Reduction and Management (DRRM)
- 1.7 Dropout Reduction Program (DORP)
- 1.8 ECO Friendly
- 1.9 Gulayan sa Paaralan (GPP) (Urban & Rural)
- 1.10 Learning Action Cell (LAC)
- 1.11 LIS/EBEIS
- 1.12 National Drug Education Program (NDEP)
- 1.13 School Governing Council (SGC)
- 1.14 School Monitoring, Evaluation and Adjustment (SMEA)
- 1.15 School-Based Management (SBM)
- 1.16 School-based Feeding Program (SBFP)
- 1.17 Special Program School Implementer
- 1.18 Solid Waste Management

B. District Category

- 2.1 District Monitoring, Evaluation and Adjustment (DSMEA)
- 2.2 Learning Action Cell (LAC)

C. Division Category

- 3.1 Best DepEd Computerization Program (DCP) (Small, Medium & Large)
- 3.2 Brigada Eskwela (BE) & BE Jingle
- 3.3 Brigada Opisina & 5s
- 3.4 Child Protection Policy (CPP)
- 3.5 Continuous Improvement Program (CIP) (Small, Medium & Large)
- 3.6 Culture and Arts Program (Small, Medium & Large)
- 3.7 Disaster Risk Reduction and Management (DRRM) (Small, Medium & Large)
- 3.8 Division Monitoring, Evaluation and Adjustment (DMEA)
- 3.9 Functional Library Hub
- 3.10 Learning & Development/Training & Development (L&D/T&D)

- 3.11 Learning Resource (LR)
- 3.12 Oplan Kalusugan (OK) sa DepEd
- 3.13 Program Management Information System (PMIS)
- 3.14 Teacher Induction Program (TIP) (Small, Medium & Large)
- 3.15 Solid Waste Management (SWM)
- 3.16 Water and Sanitation (WinS)

II. Criteria for Evaluation

A. Compliance to Project Standards Implementation

- A.1. Compliance to Project/Program Policy Standards
Compliance to required standards of the project/program implementation as stated in the CO/RO memo/order.
- A.2. *Implementation Plan Accomplishments*
Actual accomplishment of the program/project based on approved implementation plan.

B. Impact

- B.1. Achievement of Objective/s
Achievement level of program/project objective/s or goal/s
- B.2. Impact/outcome
Level of impact/outcome of the program/project as indicated in the project proposal
to wit:
 - People
 - Organization
 - System
 - Environment, etc.

- **Sustainability/Adaptability/Replicability**

- C.1. *Functional Structure*

Existence/functionality of the following:

- Project management structure, its roles and functions.
- Regular conduct of meetings, policies formulated, etc.

- C.2. *Mechanism*

Process/procedures established on the following:

- Planning
- Implementation
- Monitoring and evaluation
- Continuity, etc.

D. Innovation

Unique/diverse Implementation Strategy/ies applied as to:

- D.1. *New idea/s/principles applied*

- Contextualized process/policy adopted
- New idea/process created and applied



D.2. Diverse strategy/ used in the Implementation

- Unique/Variety implementation approach used
- Use of locally available resources

I. Stakeholders Support

E.1. Stakeholders Involvement and sustainability

Participation of stakeholders on the following:

- Planning, implementation, etc.
- Program/project sustainability

E.2. Resources Generated

Amount of resources generated from stakeholders.

III. School Category

A. Adopt a School Program

CRITERIA	INDICATORS	STANDARD POINTS/ PERCENTAGE SCORE	MOVs
A. Compliance to Program/Project Standards and Implementation Accomplishments		25%	
A.1. Program/Project Standards Compliance		10%	
A.1.1. Partnership linkage Plan	Presence of Partnership networking plan, Presence of communication and action plan - 5		Copy of the plans
A.1.2. Resource Management and Mobilization Plan	School clustering or sharing for mobilization and management plan - 5		Copy of the plans and list of school clustering
A.2. Program/Project Implementation Accomplishment		15%	
A.2.1. Executed MOA/MOU/DOD and DOA	Numbers of executed MOA/MOU/DOD with DOA - 15		List of donations with corresponding copy of the MOA/MUU/DOD and DOA
B. Impact		25%	

ms

B.1. Significance of the ASP package / donation to school needs for learners and teachers	Achievement of project / donation objective/target in complement with school needs - 10		Partner's project plan and SIP if it is complementary to the identified school needs, Narrative rationale of the project donation
B.2. Effectiveness: extent to the target beneficiaries vs. entire school populace	Percentage of target beneficiaries vs. school populace - 10		Report on the number and percent of beneficiaries and feedback, Copy of self-assessment feedback of beneficiaries
B.3. Acknowledgment of the project donation by the school community or division	Recognized / acknowledged by the division or school community as to its importance for school improvement - 5		Documentation on the recognition rites and certificates of recognition
C. Sustainability/Adaptability/Replicability		20%	
C.1. Project span / term	Project / donation duration vs. actual implementation / utilization of the beneficiaries - 10		Copy of Project Plan and narrative report of the implementation / utilization
C.2. Establish an allocation mechanism	Established efficient and equitable allocation mechanism - 5		Copy of allocation mechanism and list of beneficiaries with corresponding signatures
C.3. Total equivalent amount of all donations	Highest generated resources - 5		Copy of received donations with equivalent amount
D. Innovation		15%	
D.1. Special events / activities conducted in support to the achievement and sustainability of the project / donation	Number of special events / activities conducted - 10		List and number of events / activities

D.2. Strategize efficient mechanism on the utilization of partner donations	Strategic plan on the utilization of donations - 5		Copy of strategic plan and narrative report of implementation
E. Stakeholders' Support		15%	
E.1. Establish inventory mechanism of partner donations, pledges and commitments	Number of stakeholders pledging and committing support and with actual received donations - 8		Copy of Inventory / list of stakeholders
E.2. Stakeholders' forum	Number of stakeholder conferences / communications for updating project status, Number of conducted stakeholders awareness / acquaintance summit / forum - 7		Number / frequency of stakeholders' conferences, communications, summit/forum
Total		100%	

B. Brigada Eskwela (BE) and BE Jingle (School & Division Criteria)

CRITERIA	INDICATORS	STANDARD POINTS/ PERCENTAGE SCORE	MOVs
A. Compliance to Program/Project Standards and Implementation Accomplishments		25%	
A.1. Program/Project Standards Compliance			SIP/AIP copy, SMEA report
A.1.1. Developed SIP/AIP, implemented and monitored	Duly signed and approved SIP/AIP, Implemented and monitored - 5		BE Plan and advocacy materials, SMEA reports
A.1.2. Crafted BE Plan, implemented and monitored	Alignment and advocacy to BE theme - 5		

Wg

A.2. Program/Project Implementation Accomplishment			List of Committee members and their accomplishments and TORs
A.2.1. Created and mobilized Technical Working Group / Committee	List of BE Working Committee and work assignments - 5		Stated work inclusion at the SIP vs. actual accomplishment, Information bulletin and advocacy materials
A.2.2. Compliant to school safety preparedness & health protocols	DRRM Preparedness, Repairs and Maintenance Works, WinS Program and other Health Protocols - 10		
B. Impact		25%	
B.1. Scope of Work	Extent of School improvement as to Beautification and Landscaping, Learning Kiosk Installation, Subject Area Parks, GPP - 15		Documentation including pictorials in portfolio
B.2. Work Force	Number of Parent Volunteers - 10		List and number of Parent Volunteers
C. Sustainability / Adaptability / Replicability		20%	
C.1. Increment of Resources and Volunteers	Percentage of the increase of the current year performance compared with the previous - 10		Comparative Report of current vs. previous years including graph presentation
C.2. Brigada Eskwela Jingle Creation	BE Theme advocacy		
C.2.1. Clarity of the jingle composition	Easily followed and catchy sound branding with explicitly clear wordings - 5		Submission of MP3 with a copy of the lyrics and a narrative report on the concept of the composition
C.2.2. Institutionalization of support promotion mechanism in the jingle creation	Showcasing of outputs of the jingle composition in the social media and other platforms - 5		Documentation in portfolio on the conduct of the talent show being posted and learners performance with attached copy on the strategies

			/ mechanics of the project / promotion mechanism..
D. Innovation		15%	
D.1. Generated Resources	Total equivalent amount range generated per school level category of small, medium, large & mega - 10		Tabulated and consolidated donations in kind and equivalent amount generated
D.2. Valuc-added projects benefitting the schools and learners	Other facilities and technologies installation, provision of school uniforms and learning supplies, provision of medical-dental services other than the school health personnel, peer coaching / learning, literacy campaign / TCP approach - 5		Documentation and pictorials in portfolio
E. Stakeholders' Support		15%	
E.1. Diverse Volunteer Participation	Donors and other volunteers: a) NGAs and GOCCs; b) LGUs from Brgy., Mun./City & Prov.; c) NGOs, Professional & Alumni Assn, Civic Org.; d) Corporate Fdtn, Establishments, Private Indiv./Sectors; e) Learners/SPG/SSG - 15		List on Partners' nature of volunteerism
Total		100%	

C. Brigada Opisina (School & Division Criteria)

CRITERIA	INDICATORS	STANDARD POINTS/ PERCENTAGE SCORE	MOVs
A. Compliance to project Implementation	Program/Project Standards Compliance	10 (%)	

S1 - Sort (SEIRI)	1. No irrelevant reference materials, documents, drawings, etc. are found or included in the file or in any area inside the office	1%	Actual/Physical inspection is suggested
	2. No excess pieces of equipment and furniture are stored inside the office	1%	Actual/Physical inspection is suggested
	3. No unneeded items and out dated documents are found in the storage area	1%	Actual/Physical inspection is suggested
S2 - Systematize (SEITON)	4. Desks and cabinets are free from accumulations of discarded papers and other objects.	1%	Actual/Physical inspection is suggested
	5. All tools/equipment are stored in a fixed place and well organized for ease of take and return.	1%	Office Storage showing well organized arrangement of tools/equipment
	6. Labeling of cabinets, shelves and files allows immediate identification.	1%	Actual/Physical inspection is suggested
	7. Documents are filed in accordance with the Record Retention Guidelines.	2%	Portrait of Office cabinets, shelves and files with label. The Portrait shall also bear signages bearing identification of the office location.
	8. Office displays such as bulletin board, posters bearing the flow of transactions and documentary requirements, and the like, are tidy, free of clutter, labeled and up-to-date.	1%	Actual/Physical inspection is suggested
	9. Safety equipment easily accessible and in good condition.	1%	Portrait of tabbed documents filed according to Record Retention Guidelines. The Portrait shall also bear signage bearing identification of the office location.

MS

			Actual/Physical inspection is suggested
	Program/Project Implementation Accomplishment	15%	
S3 - Shining (SEISO)	10. The floor is clean and no signs of damage.	2%	Actual/Physical inspection is suggested
	11. Walls and ceilings are in good condition and free from dirt and dust.	2%	Actual/Physical inspection is suggested
	12. Racks and cabinets are clean and in good condition.	2%	Actual/Physical inspection is suggested
	13. Equipment and tools are clean and in good condition.	2%	Actual/Physical inspection is suggested
	14. Desks, tables and other furniture are clean	2%	Actual/Physical inspection is suggested
	15. Lighting is enough and the angle and intensity of illumination are appropriate.	2%	Actual/Physical inspection is suggested
	16. Good movement of air exists through the room.	1%	Actual/Physical inspection is suggested
	17. Trash containers are emptied on a regular basis.	2%	Actual/Physical inspection is suggested
		25%	
B. Impact	1. Reduction/Elimination of wastes observed in the office and within its vicinity	15%	Pictures/Portraits showing the previous and present status of the building, office vicinity or school plant
	2. Office surroundings clean and orderly	5%	Actual/Physical inspection is suggested
	3. Office is free from health and physical hazards	5%	Actual/Physical inspection is suggested
		20%	
C. Sustainability			

WJW

S4 - Standardize (SEIKETSU)	1. Visual controls and display boards are used and regularly updated.	2%	Updated posters on procedures/controls are displayed on the bulletin board.
	2. Procedures for maintaining the first three S's are being displayed.	2%	Updated posters on procedures/controls are displayed on the bulletin board.
	3. 5S checklists, schedules and routines are defined and being used regularly.	5%	File of copies of 5S checklist, schedules and routines being used during regular office evaluation.
	4. Regular audits are taking place using checklists and measures.	5%	File of copies of 5S checklist, schedules and routines being used during regular office evaluation.
S5 - Sustain (SHITSUKE)	5. Success stories are being displayed (i.e. before and after pictures).	3%	Gallery of pictures/portraits displayed on the bulletin board properly captioned on series of events and chronology
	6. Rewards and recognition are part of the 5S system.	3%	Portraits/pictures showing activities on rewards and recognition, be it inside the office or in any function conducted for such purpose outside of the office.
D. Innovation		15%	
	Presence of recycled items from paper wastes or discarded office materials with procedure in making it, displayed beside the item. (Or) Presence of system/procedures to reduce wastes, time element and	15%	Pictures/Portraits of the item/s displayed in the office with procedure in crafting it. Documents/eSystem showing standard procedures for the transactions catered by the system

	efficiency for the processing of documents.		
E. Stakeholder Support		15%	
	Presence of MOA or any instrument with the recipient/s on the transfer/disposal of office unneeded however usable items/material or to prove existence of partnership	15%	Signed MOA/any Instrument
Total		100%	

D. Child Friendly School System (CFSS)

CRITERIA	STANDARD POINTS/ PERCENTAGE SCORE
A. Compliance to Program/Project Standards and Implementation Accomplishments	30%
A.1. Program/Project Standards Compliance	
A.1.1 Recognized Inclusiveness and equality in teaching and learning environments	
A.1.2 Established a sustainable teaching and learning support system	
A.1.3 Instituted a safe, healthy and protective environment	
A.1.4 Organized school management system and harmonization of school and the community	
A.2. Program/Project Implementation Accomplishment	
A.2.1 Established CFSS Organizational Structure	

A.2.2 Well Implemented Approved Action Plan	
A.2.3 Timely and Accurate Submission of Accomplishment Report	
	25%
B. Impact	
B.1 Adherence to child-friendly school goals and objectives	
B.1.1 Set an environment that is physically safe, emotionally secure and psychologically enabling	
B.1.2 Teachers creating effective and inclusive classroom	
B.1.3 Schools collaborating with the family and the community	
	15%
C. Sustainability/Adaptability/ Replicability	
C.1 Institutionalization of capacity building of the committee members and implementers	
C.2 Documented Advocacy Mechanism of the CFSS	
	15%
D. Innovation	
D.1 Development of mechanisms/strategies to ensure a safe, sound and friendly school system	
D.2 Established continuous improvement mechanisms	
	15%
E. Stakeholders' Support	
E.1 Instituted mechanisms on stakeholder's collaboration and support	
E.2 Documented stakeholders' support	
	100%
Total	

E. Continuous Improvement Program (CIP)

CRITERIA	INDICATORS	STANDARD POINTS/ PERCENTAGE SCORE	MOVs
A. Compliance to Program/Project Standards and Implementation Accomplishments		25%	
A.1. Program/Project Standards Compliance	Adherence to the standards set in the Continuous Improvement Program (CIP) Structure	5%	Copy of Division CIP Structure with roles and responsibilities /Memo signed by SDS
A.2 CIP integration in SIP/AIP	Adherence to the standards set in the CIP for inclusion in the SIP/AIP	5%	Copy of approved SIP/AIP
A.3. CIP Implementation Plan Accomplishment	Accomplishment of the CIP implementation	15%	Approved CIP Implementation Plan ; Activity Completion Report, List of School / Grade Levels Implementing CI Projects using Region 7 template and other related documents
B. Impact		25%	
B.1 Key processes and service delivery improvement using CIP process	Employing CIP process to ensure development of effective solutions, empowerment of personnel and improved management in school	15%	Evaluation Report/Narrative Report on CI Implementation highlighting the impact of the CI Program Implementation signed by SDS CI Leaflets/ Brochure/Video
B.2 Continuous Improvement Acceleration	Tapping the expertise of those who have successfully rolled-out the quality management process of CI	10%	List of School/ CI Teams that have implemented CI

C. Sustainability/Adaptability/Replicability		20%	
C.1 CIP Sustainability Plan Operational	Functional CIP Sustainability Plan	10%	CIP Sustainability Plan
C.2. Monitoring and Evaluation (M & E) Mechanism established	Operational M & E Mechanism	10%	M & E Process/Mechanism
D. Innovation		15%	
D.1 Diverse strategy/ies used in CIP implementation	Diverse CIP implementation strategy/ies adapted	15%	List or enumeration of varied strategy/ies used
E. Stakeholders' Support		15%	
E.1 Internal and external stakeholders support	Support generated from the internal and/or external stakeholder	15%	Copy of MOA, MOU, donations; List of Coaches/ Organization
Total		100%	

F. Disaster Risk Reduction and Management (DRRM) (School & Division Criteria)

Criteria	Indicators	STANDARD POINTS/ PERCENTAGE SCORE	MOV's
A. Compliance to Program/Project Standards		25%	
A.1 Program/project standards compliance	Adherence to the standards set for Eco-friendly school	15%	photos, evaluation checklist result
A.1 Program/project implementation accomplished	Percentage of program/project implementation plan accomplished	10%	plan, accomplishment report, photos, records
B. Impact		25%	
B.1 Received awards/recognition from international / national /regional/division/district/schools	Achievement received from international/national/regional/division/district/schools	15%	certificates, photos, Memorandum

B.2 Visited/bench marked by the other school/institution to share on the best practice for the effectiveness in achieving its objectives and replicability in other school setting	Number of schools/institution conducted bench marking	5%	logbook, communication letter, photos
	Invited as Consultant/ Resource Person to share Best Practice and provide technical assistance in other schools/institutions	5%	Communication letter, photos
C. Sustainability		20%	
C.1 Integrated DRRM/CCA/EiE into an on/off campus activities	Number of on/off campus activities integrated with DRRM/CCA/EiE practices.	5%	program, completion/narrative reports, photos
C.2 Allocation of budget (SIP) for the implementation of DRRM/CCA/EiE PAP's	Percentage of allocation in the school improvement plan (SIP)	10%	SIP
C.3 Articulation of DRRE integration into the basic education curriculum	Number of learning areas with DRRE integration per week	5%	IP, DLP
D. Innovation		15%	
D.1 Displayed locally produced and made of from the recycled materials of the basic required PPE, equipment, IEC, books and etc. at the DRRM/CCA/EiE corner	Number and functional displayed locally produced/made PPE from recycled materials , equipment, IEC, books and etc.		Physical evaluation, photos , photos , narrative/completion report, photos , attendance, request and approved activity by responsible officials
D.2 Unique practices in promoting economically- viable, environmentally-sound and socially acceptable practices in implementing the DRRM/CCA/EiE program.	Recognized unique practices in promoting DRRM/CCA/EiE PAP's		
E. Stakeholder Support		15%	
E.1 Gained supports from parents, alumni, communities in promoting DRRM/CCA/EiE activities	Number of individuals supported in promoting DRRM/CCA/EiE activities	5%	Attendance , list of contributions, photos

	Number of DRRM activities supported by parents, alumni, communities	5%	List of Supported Activities with Narrative report, photos
E.2 Established linkage with LGU, NGO's, CSO, NGA's etc. to support DRRM/CCA/EiE programs/project/activities (PAP's)	Amount of donated goods/money donated to support DRRM/CCA/EiE PAP's.	5%	MOA, MOU, DoD

G. Dropout Reduction Program (DORP)

CRITERIA	INDICATORS	PERCENTAGE	MOVs
I. COMPLIANCE TO PROGRAM/PROJECT STANDARD AND IMPLEMENTATION ACCOMPLISHMENT			
A. Program/Project Standards Compliance (10%)			
A.1. Compliance to Project REACH	Percentage of mainstreamed DORP through project REACH	5%	Project REACH Implementation Plan; Accomplishment Report
A.2. Compliance to address retention and completion rates	Percentage of Implemented Programs to Improve Retention and completion Rates	5%	Implementation Plan; Accomplishment Report
B. Program/Project Implementation Accomplishment (15%)			
B.1. Implementation of Adopt a Child Friendly School Plan	Percentage of Implementation of Adopt Child Friendly School Plan	5%	Adopt a School Implementation Plan; Accomplishment Report
B.2. Implementation of Programs aligned to DORP Manual	Percentage of Implemented Programs aligned to DORP Manual	10%	Implementation Plan; Accomplishment Report
II. IMPACT (25%)			
A. Decreased LARDOs	Percentage of decreased LARDOs	25%	data on DROPOUT Reduction Percentage
III. SUSTAINABILITY, ADAPTABILITY, REPLICABILITY (20%)			

Handwritten signature

A. Sustained Monitoring and Evaluation	Frequency of Monitoring and Evaluation activities	5%	Monitoring and Evaluation Plan; M and E Reports analyzed
B. Sustained Provision of Technical Assistance	Frequency of Technical Assistance provided on the programs implemented	10%	Technical Assistance Plan; TA Provided
C. Adaptation of Continuous Improvement on the Programs implemented and evaluated	Percentage of Programs implemented that adapted Continuous Improvement	5%	Continuous Improvement Plans, Accomplishment Report
IV. INNOVATION (15%)		15%	Strategic Plan; Accomplishment Report
A. Unique Strategies to improve LARDOS	Number of unique strategies employed		
V. STAKEHOLDER SUPPORT (15%)			
A. Internal, External (NGOs and Private) Stakeholders	Number of stakeholders supporting the programs	5%	Plaque/Certificate of Appreciation/Signed MOA/MOU; List of Stakeholders
B. Resources Generated relative to the program	Donations in cash and in kind generated	10%	Deed of donation; MOU/MOA; Certificate of recognition; List of Donations indicating total amount generated duly signed by Immediate Supervisor
Total		100%	

H. ECO Friendly

Criteria	Indicators	Percentage	MOV's
A. Compliance to Program/Project Standards		25%	
A.1 Program/project standards compliance	Adherence to the standards set for Eco-friendly school	15%	photos, evaluation checklist result

Handwritten mark

A.1 Program/project implementation accomplishment	Percentage of program/project implementation plan accomplished	10%	plan, accomplishment report, photos, records
B. Impact		25%	
B.1 Received awards/recognition from international / national /regional/division/district/schools	Achievement received from international/national/regional/division/district/schools	10%	certificates, photos
B.2 Visited/benchmarked by the other school/institution for the best practice in effectiveness in achieving its objectives and replicability in other school setting	Number of schools/institution conducted bench marking	10%	logbook, communication letter
b.3 Students learn small business skills through opportunities to organize school and community projects	Number of learners learned in small business skills through opportunities school and community projects	5%	Certificate of recognition, photos, completion/narrative report
C. Sustainability		20%	
C.2 Inclusion of Eco-friendly budget into SIP for the program implementation	Percentage of allocation in the school improvement plan (SIP) or Annual Investment Plan (AIP)	5%	SIP
C.2 Articulation of Eco-friendly integration into the basic education curriculum	Number of learning areas with eco-friendly integration per week	5%	IP, DLP

C.3 Created mechanism on M&E on program Implementation and adjustment of plan	M&E outputs on program/project implementation and adjustment of plan	5%	
C.4 Organized functional structure of the program	Achievement of the functional structure of the program	5%	Organizational Structure plan with duties and responsibilities, accomplishment report
D. Innovation		15%	
D.1 Created products out from school waste	Number of created products out from school waste	5%	Physical evaluation/demonstration on how to make
D.2 Students were given opportunities and skills to participate constructively in helping to solve local community problem	Number of learners were given opportunities and skills to participate constructively in helping to solve local community problems	5%	list of learners and community problem solved, narrative report, certificate of recognition, photos/videos
D.3 Unique practices in promoting economically viable, environmentally sound and socially acceptable practices in implementing the Eco-friendly program.	Recognized unique practices in promoting economically viable, environmentally sound and socially acceptable eco-friendly program.	5%	photos, documentation, physical evaluation
E. Stakeholder Support		15%	Attendants, list of contributions, photos
E.1 Gained supports from parents, alumni, communities in promoting practices of eco-friendly school	Number of individuals supported in promoting eco-friendly program in the school	7.50%	MOA, MOU, attendance, completion report with photos

E.2 Established linkage with LGU, NGO's, CSO, NGA's etc. to support eco-friendly activities	Amount of donated goods/funds donated to support eco-friendly activities	7.50%	MOA, MOU, Deed of Donation
---	--	-------	----------------------------

I. Gulayan sa Paaralan

Criteria	Indicators	STANDARD POINTS/ PERCENTAGE SCORE	MOV's
A. Compliance to Program/Project Standards		25%	
A.1 Program/project standards compliance	Number of program/project standards complied		photos, evaluation checklist result
A.1 Program/project implementation accomplished	Number of program/project implementation accomplished		plan, accomplishment report, photos, records
B. Impact		25%	
B.1 Received awards/recognition from international / national / regional / division / district / schools	Number of awards/recognition received from international/national/regional/division/district/schools		certificates, photos
B.2 Visited/bench marked by the other school/institution for the best practice in effectiveness in achieving its objectives and replicability in other school setting	Number of schools/institution conducted bench marking		logbook, communication letter
B.3 High production of vegetables, poultry and livestock	Number of kgs produced used as ingredients for school based feeding program		records with matching photos during harvest,

B.4 High survival rate of grown trees	Percentage of survival rate		physical evaluation on the planting site, photos, records
B.5 Decreased severely wasted and wasted learners	Percentage of decreased severely wasted and wasted learners		nutritional status (beginning and ending)
C. Sustainability/Adaptability/Replicability		20%	
C.2 Inclusion of GPP budget into SIP for the production of vegetables	Percentage of allocation in the school improvement plan (SIP)		SIP
C.2 Articulation of GPP integration into the basic education curriculum	Number of learning areas with GPP integration per week		IP, DLP
C.3 Whole year round production	Number of months sustained		
D. Innovation		15%	
D.1 Unique practices to increase production, economically viable, environmentally sound and socially acceptable practices in implementing the Gulayan sa Paaralan Program.	Number of unique practices implemented		Physical evaluation, photos, records of production
E. Stakeholder's Support		15%	
E.1 Gained supports from parents, alumni, communities in promoting Gulayan sa Paaralan Program (GPP)	Number of individuals supported in promoting Gulayan sa Paaralan Program (GPP) in the school		Attendants, list of contributions, photos
E.2 Established linkage with LGU, NGO's, CSO, NGA's etc. to support Gulayan sa Paaralan Program	Amount of donated goods/funds donated to support GPP		MOA, MOU



J. Learning Action Cell (LAC) (School & District Criteria)

CRITERIA	INDICATORS	STANDARD POINTS/ PERCENTAGE SCORE	MOVs
I. COMPLIANCE TO PROGRAM/PROJECT STNADARDS AND IMPLEMENTATION ACCOMPLISHMENT (25%)			
A. Program/Project Standard Compliance (10%)	90-100 % of the Schools in a District are with Division-approved SIPs	10%	Identified Priority Needs as reflected in the Approved District Implementation Plan (DIP) IPCRF/RPMS
	81-90% of the Schools in a District are with Division-approved SIPs	7%	
	71-80% of the Schools in a District are with Division-approved SIPs	5%	
	70% and below of the Schools in a District are with Division-approved SIPs	3%	
B. Program/Project Implementation Accomplishment (15%)	91-100% of the District LAC Plan implemented	15%	District LAC Implementation Plan , Activity Design, Video Clips, Photos, Completion/Accomplishment Report with Evaluation Report
	81-90% of the District LAC Plan implemented	10%	
	71-80% of the District LAC Plan implemented	7%	
	61-70% of the District LAC Plan implemented	5%	
II. IMPACT (25%)			
A. Schools' Performance Indicators (10%) depending on the indicators addressed in the LAC	Within or above National Target	10%	Average of the Performance Indicator for the last 3 Years
	Above the Division Target	7%	
	Within the Division Target	5%	
	Below the Division Target	3%	

A. Adaptation/Adoption of Unique Strategies in the Conduct of LAC (e.g. Lesson Study Model, Virtual Platforms)	Adapted/Adopted 6 or more unique strategies	15%	Strategic Plan; Accomplishment Report per Strategy
	Adapted/Adopted 4-5 unique strategies	10%	
	Adapted/Adopted 2-3 unique strategies	7%	
	Adapted/Adopted 1 unique strategy	3%	
V. STAKEHOLDER SUPPORT (15%)			
A. Resources Generated (Funds used for the materials and equipment intended for LAC not from MOOE) for the Last 3 Years (8%)	Generated Php30, 000.00 and above	8%	Deed of Donation; MOA; MOU; Photos; Video Clips
	Generated Php 20,000.00-29,999.00	6%	
	Generated Php 10,000-19,999.00	4%	
	Generated Php 10,000.00-below	2%	
B. External Resource Speakers (Subject Specialist/Expert outside DepEd) (7%)	Invited 10 external experts or more in the different areas of concerns for the last 3 years	7%	Invitation Letter, Memorandum of Agreement/Understanding, Photos, Video Clips
	Invited 8-9 external experts in the different areas of concerns for the last 3 years	5%	
	Invited 6-7 external experts in the different areas of concerns for the last 3 years	3%	
	Invited 5 external experts and below in the different areas of concerns for the last 3 years	2%	
Total		100%	

[Handwritten signature]

B. Established Culture and Norms (10%)	13 or more LAC sessions having different CIGPs with a different lead person per session	10%	Copies of the Session Guides and Matrices with the assigned lead persons; Photos
	10-12 LAC sessions having different CIGPs with a different lead person per session	7%	
	7-9 LAC sessions having different CIGPs with a different lead person per session	5%	
	6 LAC sessions and below having different CIGPs with a different lead person per session	3%	
C. Awards/ Citations received as LAC Implementer (5%)	National Level Award	5%	Video clips; Photos; and Plaque/Certificates of Recognition; Memorandum reflecting the Names of Awardees
	Regional Level Award	4%	
	Division Level Award	3%	
	District Level Award	2%	
III. SUSTAINABILITY, ADAPATABILITY, REPLICABILITY (20%)			
A. Progress Monitoring and Evaluation Plan (10%)	91-100% of the Progress M&E Plan implemented	10%	M and E Plan and Report; Video clips; Photos; JEL Contract; JEL Completion Report
	81-90% of the Progress M&E Plan implemented	7%	
	71-80% of the Progress M&E Plan implemented	5%	
	61-70% of the Progress M&E Plan implemented	3%	
B. Participation of School Heads in the Session (10%)	91-100% attendance per session	10%	Attendance Sheets; Photos; Teacher's Journal and Study Notebook per Session
	81-90% attendance per session	7%	
	71-80% attendance per session	5%	
	61-70% attendance per session	3%	
IV. INNOVATION (15%)			

K. LIS/EBEIS

CRITERIA	INDICATORS	Standard Point/Percentage	MOVs
A. Compliance to Project Implementation (25%)			
LIS-EBEIS Management	Accomplishment of LIS-EBEIS	10	LIS-EBEIS Generated report and other related documents
	Updating of profile on BOSY/EOSY	10	Report on school's profile updating and other related documents (copy of COC, Etc)
	Provision of technical assistance to schools on updating and submission of data-information in the LIS-EBEIS/BOSY/EOSY	5	TA Plan/Division Memo/Attendance during Meetings and Conferences
B. Impact (15%)			
Valid and Reliable Data	Accuracy of Data	15	Copy of tickets for corrections /adjustments /resetting/etc.
	Updated Data	10	Copy of Division Issuances, Pictures, other related documents
C. Sustainability (30%)			
Data and System Management	Maintenance of Learners and School Profile	15	Copy of SIP, data generated from EBIS-LIS, research papers, and other related documents
	Utilization of Data for planning, research and development, monitoring and evaluation	15	System Evaluation Questionnaire, Criteria, Processes, Division issuances
D. Innovation (20%)			
Localized System Streamlining	Localized Procedure/Processes which tend to ease the gathering of data	10	Copy of the framework, structure, monitoring reports, and other related documents
Maintenance of data/information in the LIS-EBEIS	Efficient and effective maintenance LIS-EBEIS data/information	10	Deed of Donation, Deed of Acceptance, Pictures, Videos

E. Stakeholder Support (10%)			
School Governing Council/PTA/Recognized Organizations	MOA for the maintenance and implementation of LIS-EBEIS	10	AIP, SOB, and other related documents
Total		100	

L. National Drug Education Program (NDEP)

CRITERIA	INDICATORS	STANDARD POINTS/ PERCENTAGE SCORE	MOVs
A. Compliance to Program/Project Standards and Implementation Accomplishment		25%	
A.1. Program/Project Standards Compliance	Integration of drug concepts in relevant subject areas	2	Summary of subjects with NDEP-related topics, pictures
	IEC Materials	1	Brochures, leaflets, tarpaulins, exhibits, slide shows, etc.
	Bulletin boards/NDEP corners	1	Pictures of classrooms with bulletin boards/NDEP corners
	Peer Counseling Program	1	Roster of peer counsellors, logbook of catered learners
	Teen drop center/Kiosk for teens	1	Pictures of teen drop center/Kiosk for teens
	Drug-related guidance office/school clinic referral services	1	Accomplishment report of the guidance office/school clinic
	Barkada Kontra Droga (or equivalent clubs)	3	Roster of officers, pictures of programs, activities or projects

A.1. Program/Project Implementation Accomplishment	NDEP Action Plan	5	Action plan duly signed by the SDS
	Time-line of activities with actual accomplishments	10	Calendar of activities, accomplishment reports, MOV's of programs, activities, projects
B. Impact		25%	
B.1. Recognition & Awards	Drug-free school status/Other NDEP-related awards	10	Certificate from LGU or other credible organization
B.2. Scope of Implementation	School-wide implementation	5	Accomplishment report, pictures
	Community extension/coverage	10	Accomplishment report, pictures
C. Sustainability/ Adaptability/ Replicability		20%	
C.1. Teaching/Non-teaching Personnel Organization	Functional NDEP Committee	10	SDO memoranda, issuances, minutes of meetings, MOV's of activities
	Knowledge management for NDEP coordinators/guidance counselors/nurses	5	SDO memoranda, program & pictures of seminars or trainings
C.2. Monitoring	Evaluation & reporting protocol	5	Evaluation forms, consolidated reports
D. Innovation		15%	
D.1. Research	Action research or case study	5	Copy of research paper or case study
D.2. Program/Activity/Project	Unique strategies/approaches in implementing the program	10	Memoranda, videos or pictures
E. Stakeholder Support		15%	
E.1. Internal Stakeholders	School Administrators	3	Relevant documents
	Parent-Teacher Association (PTA)	3	Relevant documents

Handwritten mark

E.2. External Stakeholders	Socio-civic/religious organizations	3	MOA's, MOU's, other relevant documents
	Government officials/agencies	3	MOA's, MOU's, other relevant documents
	Non-government officials/agencies	3	MOA's, MOU's, other relevant documents
Total		100%	

M. School Governing Council (SGC)

CRITERIA	INDICATORS	PERCENTAGE	MOVs
A. Compliance to Program/Project Standards and Implementation Accomplishments		25%	
A.1. Program/Project Standards Compliance		10%	
A.1.1. Organize the SGC	Existence and presence of a well-organized and functional SGC - 5		List of Executive Officers, Schedule of Meetings, Attendance, Minutes of Meeting
A.1.2. Create SGC working teams / committees	Number of formed / created working teams / committees - 5		List of teams / committees in-charge and members with respective roles and responsibilities
A.2. Program/Project Implementation Accomplishment		15%	
A.2.1. Craft localized guidelines of implementation based on SGC manual	Crafted localized guidelines - 10		Copy of crafted localized guidelines

Handwritten signature

A.2.2. Develop SGC Work Plan	Presence of a developed work plan - 5		Copy of Work Plan incorporating schedulc of meetings / conferences
A. 2.3 Completion of Program/Project Implementation	Number of completed program/project implementation		Status Report on Implementation of Program/Project ; photos
B. Impact		25%	
B.1. Formulate school policies / standards of operation for student welfare, discipline and well-being	Formulated school policies / standards of operations on students welfare, discipline and well-being - 15		Number of policies / standards duly signed and noted by the SGC Officers, presented to the body and implemented, community action program and support
B.2. Skills enhancement of the people in the school organization	Skills enhancement programs and recipients - 5		List of skills enhancement activities and recipients
B.3. Client Satisfaction	Assessment / Evaluation of client satisfaction as to the impact of SGC (provide rubrics)		Presence and copy of answered self-assessment tool on client satisfaction ; Copy of answered Client Feedback Form
C. Sustainability/ Adaptability/Replicability		20%	
C.1. Concerted efforts, responsibility, commitment and accountability of SGC in developing SIP / AIP and monitoring its implementation and progress	Concertedly developed SIP/AIP and duly signed by the SGC Officers - 10		Copy of SIP / AIP duly signed by SGC Officers, committce / team assignments in the sharing of responsibilities of program implementation, Copy of monitoring and progress reports
C.2. Transparency in acquiring, utilizing and managing of council resources for school improvement and promotion	Record of budget utilization and liquidation and relevance of expenditures per SIP - 10		Copy of the record of budget utilization and liquidation and relevance of expenditures

Handwritten mark

D. Innovation		15%	
D.1. Programs, projects and activities conducted in relation with continuous improvement of learning and promotion of children's welfare	Numbers of programs / projects conducted for continuous improvement of learning and promotion of children's welfare - 10		Documentation on the conduct of activities
D.2. Resource generation, mobilization and management	Resource mobilization and management plan - 5		Record of resources generated and mobilized
E. Stakeholders' Support		15%	
E.1. School-community networking to encourage active involvement of other school-community stakeholders	Number of networking activities and advocacy campaigns - 8		Advocacy and campaign materials
E.2. Effective community stakeholder participation	Conduct of General Assembly of Stakeholders - 7		List of participants and Attendance of General Assembly; Minutes of General Assembly Meetings (Quarterly)
Total		100%	

Handwritten signature or initials

N. School Monitoring, Evaluation and Adjustment (SMEA)

CRITERIA	WEIGHT	MOVs	RATING GUIDE	RATING			
				Raw/ Accomplish ed	Target	Equival ent	Weighted
A. Compliance to project Implementation 40%							
SMEA System/ Policy/Standard Compliance	28%	Score Sheet of SMEA System Compliance	Equivalent Score = (Raw Score ÷ Target Score) x 100 Weighted Score = 0.20 x Equivalent Score	42	42	100	28.00
SMEA Implementation Plan Accomplishment	3%	1. Original and Adjusted SMEA Implementation Plans (Physical Targets)	Equivalent Score for all Physical Outputs = Average of the Equivalent Scores of all individual physical outputs			100	3.00
	3%	2. Physical Accomplishment Output Matrices (Jan-March 2020 and another Quarterly SMEA)	Equivalent Score of each Individual Physical Output = (Accomplished ÷ Target) x 100 Weighted Score = 0.03 x Equivalent Score Note: Physical Output targets depend on what is planned.			100	3.00

	3%	1. Original and Adjusted SMEA Implementation Plans (Financial Targets) 2. Financial Accomplishment Output Matrices (Jan-March 2020 and another Quarterly SMEA)	Equivalent Score for all Financial Outputs = Average of the Equivalent Scores of all individual financial outputs			100	3.00
	3%		Equivalent Score of each Individual Financial Output = (Accomplished ÷ Target) x 100 Weighted Score = 0.03 x Equivalent Score Note: Financial Output targets depend on what is planned.			100	3.00
B. Impact 20%							
Organizational Effectiveness	20%	Accomplished Score Sheet on SMEA Impact with required MOVs	Equivalent Score = (Raw Score ÷ Target Score) x 100 Weighted Score = 0.20 x Equivalent Score	30	30	100	20.00
C. Sustainability 20%							
Sustainability of SMEA	20%	Accomplished Score Sheet on SMEA Sustainability with required MOVs	Equivalent Score = (Raw Score ÷ Target Score) x 100 Weighted Score = 0.20 x Equivalent Score	150	150	100	20.00
D. Innovation 20%							

SMEA Innovation	20%	Accomplished Score Sheet on SMEA Innovation with required MOVs	Equivalent Score = (Raw Score ÷ Target Score) x 100 Weighted Score = 0.20 x Equivalent Score	50	50	100	20.00
Total				100.00			

O. School-Based Management (SBM)

CRITERIA	INDICATORS	MOVs	Highest %age per Sub-Criterion	Average Jury Scores	Equivalent Point
A. Compliance to Project Implementation (30%)			0.00%		
Strategy Execution	Implemented Strategies on the Operationalization of DepEd Order No. 83, s. 2012	Adjusted SIP (Status of SIP Targets (KPIs), and Reviewed Targets & Strategies) Signed/submitted AIP/APP/SOB (SY 2020-2021) Project Monitoring/Implementation Reports for SY 2019-2020 Copy of OPCRF/IPCRFs SY 2019-2020 Copy of OPCRF/IPCRFs SY 2020-2021 Work Plans (Teachers & SH)	10.0%	0.00	0.00%

WGA

Systems and Procedures	Developed and employed systems and procedures on the Assessment of SBM Practices	Localized Process/Procedure Flow on SBM Assessment Localized Process/Procedure Details Terms of Reference (TOR) on SBM Assessment Task Force Pictorials, Narratives and Videos	10.0%	0.00	0.00%
SBM Level of Practice	Incremental Improvement of SBM Level of Practice	Copy of SBM Assessment Results SBM Validation Documents (Narrative Report, Pictures, Videos, Etc.) Copy of Certificate of SBM Level of Practice	10%	0.00	0.00%
B. Impact (20%)			20.00%		
Academic Performance	Increased Academic Performance in the last three (3) years based on the Planning Standard (PS)	Copy of KPIs Copy of NAT Result 80% and above MPS Periodic Test Results Forms 14 and 15	5.00%	0.00%	0.00%
Organizational Performance	Achieved the Annual Targets reflected in SIP/AIP/OPCRF	Approved OPCRf Approved ESIP/AIP Copy of Annual Accomplishment Report	5.00%	0.00%	0.00%
Personal and Professional Advancement	Obtained scholarship grants and promotions	Copies of Scholarship Grants Copy of Memorandum Form 6/Approved Study Leave MOA Copy of Appointment Service Records	5.0%	0.00%	0.00%
Awards and Recognition	Received academic and non-academic awards/recognitions	Copies of Academic and Non-Academic awards and recognitions (certificates and photos)	5.0%	0.00%	0.00%

Wf

C. Sustainability (15%)			15.00%		
Planning Structure	Employed innovative planning scheme	Planning Procedure Flow Planning Procedure Details Pictures, Narratives, Videos	5.00%	0.00%	0.00%
Strategic Implementation	Employed Detailed Steps in Project Implementation	Project Implementation Steps Terms of Reference (TOR) on Project Implementation Forms/Templates on Project Implementation Vhen Diagram Ghantt Chart	5.00%	0.00%	0.00%
Monitoring & Evaluation (M&E)	Developed M& E Tool for SBM Implementation	M & E Tool for SBM Implementation	5.00%	0.00%	0.00%
			0.00%		
D. Innovation (20%)					
Ingenious Approach to SBM Implementation	Developed Evidence-based Practices in SBM Implementation	Copy of Research study on SBM Program Implementation Copy of the Research Findings Program Design	10%	0.00%	0.00%
ICT-based Data Capturing/Processing Tools	Developed ICT-based Data Capturing/Processing Tools for SBM Implementation	Copy of the developed tools Copy of Sample Accomplished Tools	10%	0.00%	0.00%
			0.00%		
E. Stakeholder Support (15%)					

M/S

Developmental Plan and Feedback Mechanisms	Affiliated with stakeholders in crafting a developmental plan and utilized the results of feedback and monitoring to improve school operations	Copy of the School Governance Handbook Copy of sample accomplished feedback form Proof of the Stakeholders support to identified PAPs Documentation on the conduct of Consultative Meeting on crafting of Developmental Plan/AIP adjustment (Minutes and attendance of the consultative meeting, program design, approved project proposal, pictures, attendance sheets, memorandum, activity completion report, videos)	5%	0.00%	0.00%
Resource Mobilization Strategy	Developed resource mobilization tools and materials	Copy of the PTA documents (Minutes of the Meeting, Attendance Sheets, Action Plans, Accomplishment Reports, Financial Statements/ Bank Account, etc.) Record of resources donated and allocated for implementation Brigada Eskwela Award Resource Mobilization Documents	5%	0.00%	0.00%
Stakeholders engagement and alliance	Instituted mechanisms by which stakeholders can offer support to maximize engagement and alliance	Narrative reports, minutes, program, attendance sheets, memorandum, pictures, Activity Completion Report	5%	0.00%	0.00%

WJG

P. School-based Feeding Program (SBFP)

CRITERIA	INDICATORS	STANDARD POINTS/ PERCENTAGE SCORE	MOVs
A. Compliance to project Implementation	Program Management	RATING 40% 10	Presentation/Submission of Documents
	1 Social Preparation and Operation		photos, video, reports
	2 Presence & Completeness of the following forms:	10	Relevant documents
	3 Vegetable Garden	10	Records of harvest crops and utilization
4 Health and Nutrition Value Practices	10	IEC Materials, photo or video	
B. Impact	Percentage of beneficiaries rehabilitated to normal status	15%	list of beneficiaries improvement of NS
C. Sustainability	Schools and communities partnership focus on income generating	15%	present photos and financial report
	activities (agricultural , commercial or industrial)		
D. Innovation	Program Related Needs Practices (Storage, Temperature and Distribution)	15%	relevant documents
E. Stakeholder Support	Program Related Grants	15%	relevant documents
Total		100%	

Q. Special Program School Implementer

CRITERIA	INDICATORS	STANDARD POINTS/ PERCENTAGE SCORE	MOVs
I. COMPLIANCE TO PROGRAM/PROJECT STANDARD AND IMPLEMENTATION ACCOMPLISHMENT (25%)			

A. Program/Project Standard Compliance	Level of Approval of the School Improvement Plan	10%	List of identified priority needs as reflected in the SIP/AIP
B. Program/Project Implementation Accomplishment	Actual Accomplishment against the Program Implementation Plan (PIP)	15%	Program Implementation Plan (PIP) and Accomplishment report duly signed by the SDS, video clips
II. IMPACT (25%)			
A. Key Performance Indicators (Drop-out rate, participation rate and completion rate)	Actual Accomplishment against Division Targets	15%	Sum of the three (3) performance indicators when the program is implemented for at least three (3) years
B. Awards/Citations Received relative to the Program	Level of Recognition Received	5%	Video clips, photos, certificate/plaque of recognition, invitation program, Memorandum reflecting the awardees
C. Visits/Benchmarking activities to the School	Number of group visits to the school to benchmark the best practices relative to the program implemented	5%	Visitors' logbook, video clips, photos, letter of intent to visit the school
III. SUSTAINABILITY, ADAPTABILITY, REPLICABILITY (20%)			
A. Sustainability of the Program	Number of years the Program is sustained	8%	Accomplishment report of significant contributions per year of implementation duly signed by the SDS
B. Extent of Utilization of the Program	Level of Utilization of the Program	7%	Approval letter from immediate supervisor allowing other schools to benchmark the program; List of teachers implementing the program, video clips, photos
C. Invitation as Speaker to talk/share on the best practices of the program implemented	Level of Speakership	5%	Invitation letter, Certificate of recognition/appreciation; copy of the program/matrix showing the name, photos
IV. INNOVATION (15%)			

ms

A. Other unique programs/projects/ activities initiated and implemented	Number of Unique Programs Implemented	15%	Program Implementation Plan (PIP) and Accomplishment report duly signed by the SDS, video clips, Memorandum on the conduct of the program
V. STAKEHOLDER SUPPORT (15%)			
A. Resources Generated relative to the Program	Amount of Resources Generated (in cash and in kind)	15%	Deed of Donation; Memorandum of Agreement/Understanding, video clips, photos
Total		100%	

R. Solid Waste Management (SWM) (School & Division Criteria)

CRITERIA	INDICATORS	STANDARD POINTS/ PERCENTAGE SCORE	MOVs
A. Compliance to project Implementation	Program/Project Standards Compliance	10 (%)	
	1. Presence of Office/School Waste Management Committee (WMC)	10%	Printed roster of Committee Chair, Vice-Chair and Members with respective 2" x 2" ID picture mounted opposite their names
	2. Presence of comprehensive Office/School Waste Management Framework which includes: roles and responsibilities of each member of the Committee, procedure on proper wastes disposal and segregation, and monitoring and evaluation.	10%	Comprehensive office/school printed framework mounted in a folder which contains all the required elements such as: roles and responsibilities of each member of the Committee, procedure on proper wastes disposal and segregation, and monitoring and evaluation.

MS

	3. Presence of focal person/coordinator for waste segregation	2%	Printed Designation Order duly signed by the WMC Chair and conform by the designee
	4. Presence of the five (5) trash can/bin or any type of materials for the five (5) classification of wastes	2%	Refer to the indicator
	5. Proper labeling of every trash can/bin or any type of materials for the five (5) classification of wastes	2%	Refer to the indicator
	6. Proper color coding of each trash can/bin or any type of materials for the five (5) classification of wastes	2%	Refer to the indicator
	Program/Project Implementation Accomplishment	15%	
	7. Segregation of solid waste at source inside the trash can/bin or any type of materials for the five (5) classification of wastes	10%	Actual inspection/checking of trash can/bin
	8. Functional Office/School Material Recovery Facility (MRF)	5%	Presence of MRF with five (5) compartments respectively catering five (5) classification of wastes
		25%	
B. Impact			
	Reduction of wastes observed in the office/school vicinity	15%	Picture/Portraits showing previous and the present status of the building, office vicinity or school plant
	Office/School surroundings clean and orderly	5%	Actual/Physical evaluation is suggested

Handwritten signature

	Office/School is free from health and physical hazards	5%	Actual/Physical evaluation is suggested
C. Sustainability		20%	
	1. Regular schedule in the collection of wastes of each type is based on the procedure indicated in the framework.	10%	Poster and signage for the schedule of collection separately mounted on the corresponding bin and in a conspicuous area in the office/ school
	2. Bins are kept clean and dry regularly after disposal before returning back to their designated area in the office/school.	5%	Pictures taken during the actual disposal and cleaning of the bins.
	3. Personnel demonstrate impressive level of awareness on the types of waste and their corresponding waste bins.	5%	Poster and signages showing the types of wastes mounted correspondingly to their assigned trash can/bin
D. Innovation		15%	
	Presence of byproducts, recycled and reused materials in the office/school as outputs of an action/basic research/case study	15%	Actual/Physical evaluation is suggested
E. Stakeholder Support		15%	
	Presence of MOA or any instrument with stakeholders indicating partnerships in the implementation of the project/activity	15%	Signed MOA/any instrument
Total		100%	

IV. District Category

A. District Monitoring Evaluation Adjustment (DSMEA)

CRITERIA	WEIGHT	MOVs	RATING GUIDE	RATING			
				Raw/ Accomplished	Target	Equivalent	Weighted
A. Compliance to project Implementation 40%							
DsMEA System/ Policy/Standard Compliance	28%	Score Sheet of DsMEA System Compliance	Equivalent Score = (Raw Score + Target Score) x 100 Weighted Score = 0.20 x Equivalent Score	42	42	100	28.00
DsMEA Implementation Plan Accomplishment	3%	Consolidated Physical Accomplishment Output Matrices (Jan-March 2020 and succeeding Quarterly DsMEA) of schools in the district	Equivalent Score = Average of the Physical Accomplishments of all schools in the district			100	3.00
	3%		Weighted Score = 0.03 x Equivalent Score			100	3.00
	3%	Consolidated Financial Accomplishment Output Matrices	Equivalent Score = Average of the Financial Accomplishments of			100	3.00

	3%	(Jan-March 2020 and succeeding Quarterly DsMEA) of schools in the district	all schools in the district Weighted Score = 0.03 x Equivalent Score			100	3.00
B. Impact 20%							
Organizational Effectiveness due to DsMEA	20%	Accomplished Score Sheet on DsMEA Impact with required MOVs	Equivalent Score = (Raw Score ÷ Target Score) x 100 Weighted Score = 0.20 x Equivalent Score	30	30	100	20.00
C. Sustainability 20%							
Sustainability of DsMEA	20%	Accomplished Score Sheet on DsMEA Sustainability with required MOVs	Equivalent Score = (Raw Score ÷ Target Score) x 100 Weighted Score = 0.20 x Equivalent Score	150	150	100	20.00
D. Innovation 20%							
SMEA Innovation	20%	Accomplished Score Sheet on DsMEA Innovation with required MOVs	Equivalent Score = (Raw Score ÷ Target Score) x 100 Weighted Score = 0.20 x Equivalent Score	50	50	100	20.00
Total						100.00	

B. Learning Action Cell (LAC) (Refer to School Category Criteria)

V. Division Category

A. Best DCP for Small, Medium and Large Division

CRITERIA	INDICATORS	MOVs
A. Compliance to project Implementation (25%)		
Participation of school	No. of schools attending Division initiated trainings and conferences in relation to DCP packages	Activity Completion Report with Attendance
Activation and Utilization of DepEd Systems	No. of personnel that have activated and actively use the DepEd Systems and accounts (Gsuite, MO365, LMS, Commons)	Activation and Utilization Report per DepEd Systems
Monitoring and technical assistance provided to schools that received and to receive DCP packages	No. of schools monitored within the year	DCP Monitoring Report
B. Impact (15%)		
Recognitions received	No. of ICT-related recognitions received by any students or schools within the division	Certificate of Recognition/Awards, Pictures
C. Sustainability (30%)		
Functional DCP packages	No. of functional DCP packages	DCP Inventory and Monitoring Report
Funding inclusion in SIP	No. of schools that have included budget for DCP maintenance	Summarized Division Report with copies of School Implementation Plan
D. Innovation (20%)		
Innovations implemented in the schools and division	No. of ICT-related innovations using DCP packages in Governance	Video narrative of the innovation with interviews of users (testimonials) (governance)
Promoting usage of DCP packages	No. of schools that have implemented projects integrating the use of DCP packages in T&L	Video narrative of the innovation with interviews of users (testimonials) (teaching and learning)

E. Stakeholder Support (10%)		
Support of the division and school communities	No. of schools that have established internal and external partnership to support DCP implementation	External Partnership Report (DPDS)
Accomplishment of Social Mobilization Plan	No. of schools that achieved 100% of the SocMob plan target	Accomplishment Report on Social Mobilization Plan

B. Brigada Eskwela (BE) & BE Jingle (Refer to School Category Criteria)

C. Brigada Opisna & 5s (Refer to School Category Criteria)

D. Child Protection Policy

CRITERIA	INDICATORS	STANDARD POINTS/ PERCENTAGE SCORE	MOVs
A. Compliance	Project Implementation (40%)		
	1. Establishment of the Child Protection Committee (CPC) in all schools.	10%	Posting of the Child Protection Committee in the school premises (elementary and secondary)
	2. Conduct of information-dissemination activities and in-service training for teachers on the protection of children in all schools.	10%	Number of trainings and info dissemination activities conducted (program, training matrix, photos, videos, etc.) in SY 2020-2021
	3. Capacity building activities for the members of the Child Protection Committee.	5%	Number of CB conducted (training matrix, program, photos, videos, etc.) SY 2020-2021
	4. Implement a school-based referral and monitoring system.	5%	Copy of the referral and monitoring forms (if there are cases/complaints)

Handwritten signature

	5. Confidentially or disclosure of cases.	5%	Copy of disclosure undertaking (if there are cases/complaints)
	6. Good Record-keeping of the CPP cases.	5%	Record of cases/complaints (e.g. logbook, record book, minutes of the conference/dialogue/meeting, attendance sheets) if there are cases/complaints
B. Impact (15%)			
	1. Zero case of violation on Child Protection Policy.	10%	No cases/complaints docketed in the Regional Office
	2. Zero tolerance policy for any act of child abuse, exploitation, violence, discrimination, bullying and other forms of abuse.	5%	Copy of investigation report with clear violation recommended for disciplinary action
C. Sustainability (15%)			
	1. Conduct of Advocacy programs.	10%	Number of advocacy program conducted RE : CPP in SY 2020-2021
	2. Integration of positive discipline and measures in any of the subject and other school activities.	5%	Copy of the subject integration and other school activities RE : CPP in SY 2020-2021
D. Innovation (15%)			
	1. Development of strategies/programs to address the risk factors that contribute to the commission of the different types of abuses.	10%	Copy of the materials/program RE : CPP in SY 2020-2021
	2. Child Protection protocols.	5%	Copy of the School Memo/Division Memo on CPP protocols
E. Stakeholder Support (15%)			
	1. Establish collaboration with DSWD and other line agencies which protect the rights of the child.	10%	List of partners/linkages

113

	2. Engage in programs with NGOs, Gov't. Agencies and other stakeholders with strong interest for the child welfare and rights.	5%	Copy of the programs
Total		100%	

E. Continuous Improvement Program (CIP)

CRITERIA	INDICATORS	STANDARD POINTS/ PERCENTAGE SCORE	MOVs
A. Compliance to Program/Project Standards and Implementation Accomplishments		25%	
A.1. Program/Project Standards Compliance	Adherence to the standards set in the Continuous Improvement Programme (CIP) Structure	5%	Copy of Division CIP Structure with roles and responsibilities / Memo signed by SDS
A.2 CIP integration in DEDP	Adherence to the standards set in the CIP for inclusion in the DEDP	5%	Copy of approved DEDP
A.3. CIP Implementation Plan Accomplishment	Accomplishment of the CIP implementation	15%	Approved CIP Implementation Plan ; Activity Completion Report, List of Division/School Implementing CI Projects using Region 7 template and other related documents
B. Impact		25%	

B.1 Key processes and service delivery improvement using CIP process	Employing CIP process to ensure development of effective solutions, empowerment of personnel and improved management in office	15%	Evaluation Report/Narrative Report on CI Implementation highlighting the impact of the CI Program Implementation signed by SDS CI Leaflets/ Brochure/Video
B.2 Continuous Improvement Acceleration	Tapping the expertise of those who have successfully rolled-out the quality management process of CI	10%	List of SDO Unit/s that have implemented CI
C. Sustainability/Adaptability/ Replicability		20%	
C.1 CIP Sustainability Plan Operational	Functional CIP Sustainability Plan	10%	CIP Sustainability Plan
C.2. Monitoring and Evaluation (M & E) Mechanism established	Operational M & E Mechanism	10%	M & E Process/Mechanism
D. Innovation		15%	
D.1 Diverse strategy/ies used in CIP implementation	Diverse CIP implementation strategy/ies adapted	15%	List or enumeration of varied strategy/ies used
E. Stakeholders' Support		15%	
E.1 Internal and external stakeholders support	Support generated from the internal and/or external stakeholder	15%	Copy of MOA, MOU, donations; List of Coaches/ Organization
Total		100%	

10/10

F. Culture and Arts Program

CRITERIA	INDICATORS	STANDARD POINTS/ PERCENTAGE SCORE	MOVs
I. COMPLIANCE TO PROGRAM/PROJECT STANDARDS AND IMPLEMENTATION ACCOMPLISHMENTS (25%)			
A. Compliance to Program/Project Standards (10%)	Integration and Inclusion of Culture and Arts to the Curriculum	5%	Memorandum; Daily Learning Plan / DLL; Classroom Observation Reports; Master list of all schools and their Culture and Arts Organizations/ Clubs; Organizations/ Clubs Accomplishment Reports
	Implementation and/or Adoption of Culture and Arts to School Extra-Curricular Activities	5%	
B. Program/Project Implementation Accomplishments (15%)	Actual Accomplishment against the Program Implementation Plan	15%	Program Implementation Plan; Accomplishment Report with Evaluation Report
II. IMPACT (25%)			
A. Learner's Academic Performance	MAPEH Average Academic Performance	15%	Learners Progress Monitoring Reports
B. Awards and Recognitions received relevant to culture and arts competition	International, National, or Regional Level Competition Received Awards	10%	Plaques and/or Certificates of Recognition; Photos/Videos Memorandum reflecting the Names of Awardees
III. SUSTAINABILITY, ADAPTABILITY, REPLICABILITY (20%)			
Participation in culture and arts activities, researches, and competitions/shows	Participation to DIWANG: Sagisag Kultura ng Filipinas Competition	5%	Memorandum; School-Based Calendar of Activities duly received by the Division Office; Certificate of Participation; Approved Program Designs;
	Celebration of Arts Month	5%	

	Other Localized Culture and Arts Programs/ Activities (Community involvement)	5%	Accomplishment Reports; Program and Invitation Research Output
	Researches related to Culture and Arts	5%	
IV. INNOVATION (15%)			
Program/Project initiated in promoting Culture and Arts with the integration of the Modern Technology/ICT (System, Equipment, Audio-Visuals Technology)	Number of unique Innovations initiated	15%	Programs/project Output; Approved documents of the initiated Programs/Projects; Memorandum on the conduct/implementation of the Program
V. STAKEHOLDERS' SUPPORT (15%)			
A. Stakeholders supporting the Program/Project Implementation	Number of stakeholders supporting the culture and arts preservations and promotions	5%	List of Stakeholders
B. Resources Generated relative to the Program	Amount of Resources Generated	10%	Deed of Donation; Memorandum of Agreement/Understanding; Video clips/Photos
Total		100%	

G. Disaster Risk Reduction and Management (DRRM) (Refer to School Category Criteria)

H. Division Monitoring Evaluation Adjustment (DMEA)

CRITERIA	WEIGHT	MOVs	RATING GUIDE	RATING			
				Raw/ Accomplished	Target	Equivalent	Weighted
A. Compliance to project Implementation 40%							
DMEA System/ Policy/Standard Compliance	24%	Score Sheet of DMEA System Compliance	Equivalent Score = (Raw Score + Target Score) x 100 Weighted Score = 0.20 x Equivalent Score	28	28	100	24.00
DMEA Implementation Plan Accomplishment	4%	Consolidated Physical and Financial Accomplishments of schools/districts in the division	Equivalent Score = Average of the Physical Accomplishments of all schools/districts in the division Weighted Score = 0.03 x Equivalent Score			100	4.00
	4%	Physical and Financial Accomplishments vs targets of the CID	Equivalent Score = Average of the Physical Accomplishments of the CID Weighted Score = 0.04 x Equivalent Score			100	4.00

W/S

	4%	Physical and Financial Accomplishments vs targets of the SGOD	Equivalent Score = Average of the Physical Accomplishments of SGOD Weighted Score = $0.04 \times$ Equivalent Score			100	4.00
	4%	Physical and Financial Accomplishments vs targets of the OSDS/ASDS	Equivalent Score = Average of the Physical Accomplishments of the Office of the SDS/ASDS Weighted Score = $0.04 \times$ Equivalent Score			100	4.00
B. Impact 20%							
Organizational Effectiveness due to DMEA	20%	Accomplished Score Sheet on DMEA Impact with required MOVs	Equivalent Score = (Raw Score \div Target Score) \times 100 Weighted Score = $0.20 \times$ Equivalent Score	36	36	100	20.00
C. Sustainability 20%							
Sustainability of DMEA	20%	Accomplished Score Sheet on DMEA Sustainability with required MOVs	Equivalent Score = (Raw Score \div Target Score) \times 100 Weighted Score = $0.20 \times$ Equivalent Score	150	150	100	20.00
D. Innovation 20%							

DMEA Innovation	20%	Accomplished Score Sheet on DMEA Innovation with required MOVs	Equivalent Score = (Raw Score ÷ Target Score) x 100 Weighted Score = 0.20 x Equivalent Score	50	50	100	20.00
Total				100.00			

I. Functional Library Hub

CRITERIA	INDICATORS	PERCENTAGE	MOVs
I. COMPLIANCE TO PROGRAM/PROJECT STANDARD AND IMPLEMENTATION ACCOMPLISHMENT (25%)			
A. Program/Project Standard Compliance (10%)			
A.1. Competency of Library Hub Staff	Number of required competencies met by the Librarian; Number of staff and its qualification; Length of service	2.5%	Library Hub organizational chart, PDS, schedule of duty, filled out Library Hub Form 1
A.2. Library Hub Services	Number of required services provided and implemented to the schools covered by the Library Hub	2.5%	Short video clip (can be done together with the activities) filled out form 5
A.3. Library Activities	Number of required activities implemented; Number of schools covered	2.5%	Short video clip (can be done together with the services) filled out form 4

HS

A.4. Organization and Maintenance of Collections and Equipment and Facilities	Percentage of processed library collections organized using the prescribed standard classification scheme (DDC); Percentage of facilities and equipment maintained	2.5%	Photos of books on the shelves, accession record, shelf list, card catalog/Online Public Access Catalog (OPAC)
B. Program/Project Implementation Accomplishment	Actual Library Hub Implementation accomplishment against Targets	15%	Library Hub Implementation Plan, Accomplishment Report
II. IMPACT (25%)			
A. Library Hub Utilization	Increased library hub materials utilization as reflected in the statistics	10%	Logbook, Statistics, Pictures
B. Improved Reading Skills	Increased reading skills in all grade levels in all the schools served by the Library Hub	15%	Filled out LH Form 6, Phil-IRI results
III. SUSTAINABILITY (20%)			
A. Established Strategic Scheme	Project Management Structure	10%	List of professional development activities attended by the library staff; Records of circulation ; Accession record; Screenshot of automated library transaction; Evidence of budget allocation from Davison MOOE
B. Monitoring and Evaluation	Number of conducted Monitoring and Evaluation Activities	10%	Monitoring and Evaluation Report
IV. INNOVATION (15%)			
A. Unique Programs/Innovations based on the Vision, Mission, Goal and Objectives of the Project	Number of Innovations Implemented	5%	Library Hub Innovations Plans; End of the Program Report , Evaluation Sheets

B. Unique Programs/Innovations based on the Emerging Needs	Number of Initiated Programs Implemented	10%	Summary of Monitoring and Evaluation Report
V. STAKEHOLDER SUPPORT (15%)			
A. Linkage Mechanism adopted with the Stakeholders both Government and Non-Government Agencies	Activities undertaken to increase Support from Stakeholders	5%	Library Hub Action Plans
B. Linkages with the Local Government Units; Non-Government Agencies and Individual Private Stakeholders here and abroad	Number of Linkages and Support given	10%	Deed of Donation, MOA, Turn-over Ceremony, MOA Signing
Total		100%	

J. Learning & Development/Training & Development (L&D/T&D)

CRITERIA	INDICATORS	PERCENTAGE	MOVs
A. Compliance to Program/Project Standards and Implementation Accomplishments		50%	
A.1. Program/Project Standards Compliance	Adherence to the standards of TDNA/LDNA in culling out learning and development needs	10%	Copy of the TDNA/LDNA Plan; Copy of the TDNA/LDNA Tool; Copy of the TDNA/LDNA Results; and Copy of the Executive Summary Copy of the Pertinent Memorandum
	Adherence to the standards set for Professional Development Planning (PDP) Subsystem	10%	Copy of the Pertinent Plans (SPPD, AIP, and/or IP)
	Adherence to the standard set for Program Designing and Resource Package Development System	20%	Copy of the Program Designing; and Copy of the pertinent

			Resource Package for the implemented Program/s
	Adherence to the standard set for Program Delivery Subsystem	10%	Copy of the Program/Activity Completion Report
A.2. Program/Project Implementation Accomplishment	Achievement of the Programs and Projects stipulated in the DO SPPD	10%	Copy of the DO - SPPD
B. Impact		15%	
B.1. Impact to the Target Personnel	Achievement of the articulated impact of the Program to the target personnel	5%	Monitoring and Evaluation (M&E) Plan, Video Testimonials and/or Narratives
B.2. Impact to the Division	Achievement of the articulated impact of the Program to the Division	5%	Monitoring and Evaluation (M&E) Plan, Video Testimonials and/or Narratives
B.3. Impact to the Organization	Achievement of the articulated of the impact of the Program to the Organization	5%	Monitoring and Evaluation (M&E) Plan, Video Testimonials and/or Narratives
C. Sustainability/Adaptability/Replicability		10%	
C.1. Commitment to sustain the Program/Activity	Achievement of the efforts articulated in the Sustainability Plan of the L&D interventions/programs	10%	Copy of the Sustainability Plan
D. Innovation		15%	
D.1. Articulation of the innovation adopted	Achievement of the articulated/indicated innovation adopted in the implementation of the different L&D interventions	15%	Copy of the Implementation Plan

43

E. Stakeholders' Support		10%	
E.1. Articulation of the scope of support of the stakeholders	Achievement of the indicated scope of support of the internal and/or external stakeholder as indicated in the Program Design/Implementation Plan	10%%	Copy of the MOU/MOA (if applicable) Copy of the pertinent Implementation Plan Copy of the Activity Completion Report (ACR)/Program Completion Report (PCR)
Total		100%	

K. Learning Resource (LR)

CRITERIA	INDICATORS	PERCENTAGE	MOVs
I. Compliance to Program/Project Standards and Implementation Accomplishments (25%)			
A. Program/Project Standards Compliance (10%)			
A.1. Contextualized Learning Resources Developed	Number of contextualized learning resources developed per learning area based on target reflected in the AIP and LR Plan	2%	Approved AIP and LR Plan, Copy of quality assured learning materials submitted to the LRMS
A.2. Contextualized Standard-based Learning Resources (LRs)	Number contextualized learning resources per learning area that passed the standards (e.g. free from content and language errors, cleared copyright concerns on third party content, compliant to technical specs)	5%	Evaluation Reports (Evaluation Tools and Summary of Findings)

A.3. Distribution of Locally Developed and Centrally Procured Learning Resources	100% Distribution of locally developed LRs including centrally procured text-based and non text-based learning resources	1%	Distribution and Inventory Report
A.4. Technical Assistance to Schools and Learning Centers	Provision of technical assistance to schools and learning centers in line with the development, production, storage, distribution, and utilization of LRs	2%	Training Accomplishment Reports and TA Plan
B. Program/Project Implementation Accomplishment (15%)			
B.1. Accomplished locally-developed Learning Resources	100% accomplishment of LR development targets based on LR TA Plan	10%	Physical copies of Locally Developed LRs
B.2. Distributed and Utilized developed LRs	100% of developed LRS are distributed and utilized by Teachers and Learners	5%	List of LR Distribution and Utilization reports
II. Impact (25%)			
A. Access to Learning Resources	Increased access of various Learning Resources in different Formats	10%	Report generated from the LR Portal (LR Portal Registrants and number of downloaded LRs)
B. Extent of Utilization	Increased Academic performance	15%	Baseline data (for the last 2 school years); Filled-out LR Utilization slip; Utilization Report
III. Sustainability/Adaptability/Replicability (20%)			
A. Organizational Capacity	Continuous Capability Building to expand the needed skills (increased number of pool of Writers, Illustrators, Layout Artists, and Learning Resource Evaluators)	10%	Approved LR Professional Development Plan; Training/Completion Reports with Evaluation Reports, Photos, and other supporting documents
B. System Enhancement	Continuous enhancement of the System to adopt the current situation and needs	10%	Documentation of system enhancement and updated functionalities

IV. Innovation (15%)			
A. Technology-based Learning Resources	Digitized interactive LRs (number of LRs converted to e-book, Radio-based, Video/TV Lessons, and other self-learning materials using different application software)	10%	Physical copy of digitized interactive LRs in different formats
B. Unique Strategy on the Equitable Access of LRs to children with Special Needs and in Underserved Areas	Projects initiated to provide LRs to children with special needs and underserved areas	5%	Project Document Report
V. Stakeholders' Support (15%)			
A. External Partners	Number of external partners and the type of support	10%	List of External Partners, Deed of Donation Memorandum of Agreement/Understanding; Photos
B. Internal Partners	Maintenance and operating costs of the center included in the MOOE/APP	5%	Copy of APP
Total		100%	

L. OK sa DepEd

CRITERIA	INDICATORS	SPECIFIC NUMBER OF POINTS ASSIGNED EACH CRITERION	MOVs
A. Compliance to Program/Project Standards and Implementation Accomplishment			
A.1. Program/Project Compliance/Implementation Accomplishment of the six flagship programs : 1.SBFP 2.NDEP 3.ARH 4.WinS	90-100% complied/ implemented the program standards aligned with the policies and guidelines of Oplan Sa Kalusugan sa DepEd (OKD) in a holistic approach	9-10 pts	1. Documentation in the conduct of One Health Week every July of the year

5. Medical, Dental and Nursing Services 6. Mental Health	50-89% complied/implemented the program standards aligned with the policies and guidelines of Oplan Sa Kalusugan sa DepEd (OKD) in a holistic approach	5-8 pts	2. Health and Nutrition Services report and documentation
	Below 50% complied/implemented the program standards aligned with the policies and guidelines of Oplan Sa Kalusugan sa DepEd (OKD) in a holistic approach	0-4 pts.	3. Curriculum Integration of the activities and advocacies
			4. Structural/Facilities development and improvement
			5. List of activities for the flagship programs
B. Impact			
B.1. Learners Full Educational Potential (15%)	70-100% promoted and provided learners sustainable holistic health and nutrition program for better learning outcomes	7-10 pts	1. Document that reflects programming in terms of resources and services optimizing results of the OKD 6 flagship programs
	40-69% promoted and provided learners sustainable holistic health and nutrition program for better learning outcomes	4-6 pts	2. Documentation ensuring the wellness of the learners through provision of basic health care
	below 40% promoted and provided learners sustainable holistic health and nutrition program for better learning outcomes	0-3 pts.	
B.2. Development of a health-promoting and child-friendly schools (15%)	70-100% developed and maximized opportunities for better and wider coverage in the delivery of health and nutrition services	7-10 pts	

	40-69% developed and maximized opportunities for better and wider coverage in the delivery of health and nutrition services	4-6 pts	3. Advocacies in the promotion of the OKD 6 flagship programs
	Below 40% developed and maximized opportunities for better and wider coverage in the delivery of health and nutrition services	0-3 pts.	4. Report that generate information for the health and nutrition records of learners as basis for planning and programming
C. Planning/ Sustainability/Adaptability/ Replicability			
C.1. Planning and Programming (20%)	All 6 OKD flagship programs reflected as agenda in the Division Education Development Plan	7-10 pts	
	3-5 OKD flagship programs reflected as agenda in the Division Education Development Plan	4-6 pts	
	Below 3 OKD flagship programs reflected as agenda in the Division Education Development Plan	0-3 pts.	
C.2. a. Support and Technical Assistance thru the creation of TWG (5%)	70-100% of schools in the Division were given technical assistance on the implementation of the OKD 6 flagship programs	7-10 pts	
	40-69% of schools in the Division were given technical assistance on the implementation of the OKD 6 flagship programs	4-6 pts	

110
N/A

	Below 39% of schools were given technical assistance on the implementation of the OKD 6 flagship programs	0-3 pts.	
C.2. b. Knowledge Management (5%)	70-100% of the personnel in the Division Office/schools were given trainings/capacity building/ program orientation on the implementation of the OKD 6 flagship programs	7-10 pts	
	40-69% of the personnel in the Division Office/schools were given trainings/capacity building/ program orientation on the implementation of the OKD 6 flagship programs	4-6 pts	
	Below 40% of the personnel in the Division Office/schools were given trainings/capacity building/ program orientation on the implementation of the OKD 6 flagship programs	0-3 pts.	
C.3. Monitoring and Validation (5%)	70-100% M & E of the OKD 6 Flagship program as part of the M & E System of the SDO	7-10 pts	
	40-70% M & E of the OKD 6 Flagship program as part of the M & E System of the SDO	4-6 pts	
	Below -39 % M & E of the OKD 6 Flagship program as part of the M & E System of the SDO	0-3 pts.	

Handwritten mark

D. Innovation			
D.1. Research (5%)	70-100% of the schools conducted relevant research(es) on OKD 6 Flagship programs	7-10 pts	
	40-69% of the schools conducted relevant research(es) on the OKD 6 Flagship programs	4-6 pts	
	Below 40% of the schools conducted relevant research(es) on the OKD 6 Flagship programs	0-3 pts.	
D.2. Programs, Activities, Projects (5%)	More than 3 innovative strategies or approaches are being implemented on the OKD 6 flagship programs	7-10 pts	
	Two (2) innovative strategies or approaches are being implemented on the OKD 6 flagship programs	4-6 pts	
	Below 1 innovative strategy or approach are being implemented on the OKD 6 flagship programs	0-3 pts.	
E. Stakeholders' Support			
E.1. Partnership and Resource Management (10%)	70-100% of partners (NGO, LGU, private sectors and individuals) are actively involved in the full and comprehensive implementation (planning, monitoring, etc.) of the OKD 6 flagship programs.	7-10 pts	
	40-69% of partners (NGO, LGU, private sectors and individuals) are actively involved in the full and comprehensive	4-6 pts	

Mga

	implementation (planning, monitoring, etc.) of the OKD 6 flagship programs.		
	Below 39% of partners (NGO, LGU, private sectors and individuals) are actively involved in the full and comprehensive implementation (planning, monitoring, etc.) of the OKD 6 flagship programs.	0-3 pts.	
E. 2 Resource Generation Targets	100% of target resource generation are achieved.	10 pts	
	70-99% of target generation targets are achieved.	7-9 pts	
	Below 69% of target generation targets are achieved.	0-3 pts.	
Total		100%	

M. Program Management Information System (PMIS)

CRITERIA	INDICATORS	Standard Point/Percentage	MOVs
A. Compliance to Project Implementation (25%)			
Accomplishment of the PMIS Requirements	Percentage of projects completed in the PMIS	10	PMIS Generated reports and other related documents
Maintenance of data collection and storage in the PMIS	Percentage of projects updated in the PMIS	10	PMIS Quarterly Report and other related documents

mf

Monitoring and provision of technical assistance (TA) to Program Owners/Programs, Activities, Projects (PAPs) Coordinators	No. of TA provided to Program Owners/PAPs Coordinators within the year	5	Documented TA Forms duly conformed by the program owners and other concerned.
B. Impact (15%)			
Valid and Reliable Data	Accurate Data	7.5	Copy of tickets for corrections /adjustments /resetting/etc.
	Updated Data	7.5	
C. Sustainability (30%)			
Users Account Management System	No. of issuances of Division initiated procedure on the provision of real-time data and information on the progress of implementation and achievements of programs and projects	15	Copy of Division Issuances, Pictures, other related documents
Utilization of Data	No. of projects that have utilized data from PMIS for planning, research, analysis, submission of reports, among others	15	Copy of data generated from PMIS, research papers, and other related documents
D. Innovation (20%)			
Institution of System Evaluation	No. of activities conducted for system monitoring and evaluation	10	System Evaluation Questionnaire, Criteria, Processes, Division issuances
Establishment of Practices for tracking and monitoring of physical and financial performance of the different PAPs	No. of frameworks/structures developed for effective implementation of PMIS	10	Copy of the frameworks and structures developed, reports, and other related documents
E. Stakeholder Support (10%)			

Support for the Implementation of the PMIS	Amount generated for PMIS implementation	5	Deed of Donation, Deed of Acceptance, Pictures, Videos
Resource Mobilization for PMIS Implementation	No. of activities conducted for fund generation for PMIS implementation	5	WFP and other related documents

N. Teacher Induction Program (TIP)

CRITERIA	INDICATORS	PERCENTAGE	MOVs
A. Compliance to Program/Project Standards and Implementation Accomplishments		25%	
A.1. Program/Project Standards Compliance	Adherence to the standards set in the Teacher Induction Program (TIP) Management	5%	Copy of Division TIP Management with roles and responsibilities /Memo signed by SDS
A.2 TIP integration in DEDP/SIP	Adherence to the standards set in the TIP for inclusion in the DEDP/SIP	5%	Copy of approved DEDP; Copy of list of Schools with SIP TIP integration/Professional Development integration
A.3. TIP Implementation Plan Accomplishment	Accomplishment of the TIP	15%	Copy of approved TIP Plan and accomplishment report
B. Impact		25%	
B.1 Inductees Knowledge Skills Attitude and Values (KSAVs) improvement	Improvement of competencies and KSAVs of newly hired teachers	15%	Evaluation Report/Portfolio Assessment Results
B.2 Teacher inductees commitment and retention enhancement	Enhancement of teacher Inductees commitment	10%	List of teacher inductees completers
C. Sustainability/Adaptability/Replicability		20%	

VB

C.1 TIP Sustainability Plan Operational	Functional TIP Sustainability Plan	10%	TIP Sustainability Plan
C.2. Monitoring and Evaluation (M & E) Mechanism established	Operational M & E Mechanism	10%	M & E Process/Mechanism
D. Innovation		15%	
D.1 Diverse strategy/ies used in TIP implementation	Diverse TIP implementation strategy/ies adapted	15%	List or enumeration of varied strategy/ies used
E. Stakeholders' Support		15%	
E.1 Internal and external stakeholders support	Support generated from the internal and/or external stakeholder	15%	Copy of MOA, MOU, donations
Total		100%	

O. Solid Waste Management (Refer to School Category Criteria)

P. Water and Sanitation (WinS)

CRITERIA	INDICATORS	SPECIFIC NUMBER OF POINTS ASSIGNED EACH CRITERION	MOVs
A. Compliance to program/project standards and Implementation Accomplishment		25%	
A.1. Program/Project Compliance		10%	Any form that constitute the WinS TWG
A.1.1. Creation of Organizational Structure (Steering/Technical Working Group)	Functional SD WinS TWG working together and providing directions on WinS for planning on the improvement of the program		

A.1.2. Establishment of WinS Facilities in Schools	Project plan on the construction of WinS facilities as alignment to the key indicators		Presence of Toothbrush and Handwashing trough with enough water supply, gender segregated toilets
A.1.3. Availability of approved WinS implementation plan	Project and budget proposals as approved by the SDS		Signed document by SDS of the approved implementation plan on WinS
A.2. Program/Project Implementation Accomplishment			
A.2.1. Compliance to the Three-Star Approach measuring level	Number of schools implemented and achieved the desired WinS implementation using the Three-Star Approach of the ff: Sanitation facilities, Hygiene (Menstrual Hygiene Management MHM), Water Supply, Deworming & Health Education	15%	Document that shows the measuring level, One-Star, Two-Stars, and Three-Stars approach
A.2.2. Accurate and Timely submission of WinS Report	Number of schools that were able to enter the online portal every November of each year		Hard or soft copy of the report submitted to the portal
B. Impact		25%	
B.1. Levelling up of performance as measured using the Three-Star Approach	Schools' achievement according to the national standards		Document that constitute the steering committee and attendance sheet for regular meetings
B.2. Increased awareness and practice on sanitation and hygiene among learners	Number of schools that have regular daily practice on the use of WinS facilities, i.g., handwashing and tooth brushing drills, proper use of gender segregated toilets.	15%	Monitoring document
B.3. Improved WinS Facilities	Functional WinS Facilities regularly in use by learners		TWG program of work that address the important issues and enhance WinS program

W/S

C. Sustainability/Adaptability/Replicability		20%	
C.1. Inclusion of WinS Program in the DEDP/SIP/AIP	WinS program included as learning topic in the SDO Professional Development Plan on SDO staff and supervisors for cascading of advocacy to the field especially for the learners	12%	Allocated resources for WinS activities as reflected in SIP/AIP
C.2. Integrated the WinS program in the co/extra-curricular activities of the learners	Daily practice and monitoring of the WinS activities in schools and be part of the SDO M&E system		WinS activities found in AIP/SIP and one of the improvement areas of DEDP
C.3. Established Continuous Human Capacity Development	WinS as learning topic included in the SDO Professional Development Plan for SDO staff and supervisors	8%	Training design and reports with WinS as one of the learning topics
D. Innovation		15%	
D.1. Designed strategies/mechanisms to ensure accuracy and timelines of WinS Implementation Report	SDO-led WinS project and utilization of WinS data to design and make improvements	8%	Project design and documentation of WinS implementation and innovation
D.2. Conducted a research-based implementation plan adjustment	At least one research study on WinS improvement plan	7%	Research study on plan adjustments based on each school's WinS data
E. Stakeholders' Support		15%	
E.1. Communicated WinS Advocacy Plan to Parents/Stakeholders for support	SDO Learning Resource Development and Management System is developing, distributing and assuring the quality of WinS materials to support the health education of learners with parents	8%	Attendance sheet for parents and stakeholders forum on WinS activities and improvement


	and stakeholders working together in providing directions on the WinS implementation and its improvement		
E.2. Established commitment of stakeholders support for the Wins Program	Active involvement of partners i.e., NGO, LGU and private sector in the planning and programming with resource allocation for Wins activities and services also included in the SDO's AIP/APP	7%	Documentation of involvement of at least 2 partners with MOA & MOU and list of support obtained from resulting resource mobilization
Total		100%	

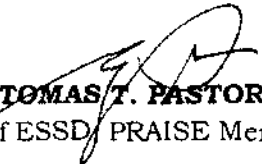
VI. Certification and Commitment


We hereby certify and commit by the provisions of the above Criteria for Outstanding Program Implementers (OPI).

APPROVED this 2nd day of March 2021 in a meeting convened by the members of the PRAISE Committee.


VICTOR V. YNTIG
Chief HRDD, PRAISE Member


DR. EMILIANO B. ELNAR, JR.
Chief QAD, PRAISE Member



TOMAS T. PASTOR
Chief ESSD, PRAISE Member



DR. BENJAMIN D. TIONGZON
Chief ASD, PRAISE Member


MISAEAL G. BORGONIA
Chief PPRD/FTAD, PRAISE Member



SYLVIO H. SABINO
Chief ED, PRAISE Member


DR. MARIA JESUSA C. DESPOJO
Chief CMD, PRAISE Member



IDA F. CABANTAN
OIC-Chief ASD, PRAISE Member


ATTY. LESLIE JOIE E. BABATUAN
Attorney IV, PRAISE Member

Recommending Approval:


CRISTITO A. ECO, CESO V
Director III, Assistant Regional Director
Chair PRAISE Committee

Approved by:


SALUSTIANO T. JIMENEZ JD EDD CESO V
Director IV
Regional Director
Agency Head